

Task Manager

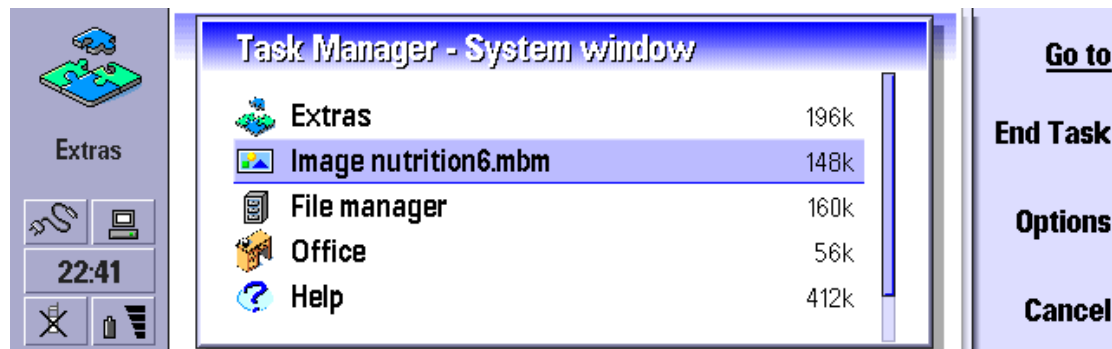
for
Nokia 9210/9290 Communicator

PSI NT (PSILoc)
<http://www.psiloc.com/>

Application Guide

Introduction


Task Manager is a tool which implements several important functions missing from Nokia 9210 Communicator operating system. It integrates with the system and is fully transparent during normal work. Task Manager's window is invoked with **Desk** button (pressing Desk button twice hides Task Manager and opens Desk screen). Accessing Task Manager this way is very quick and convenient. Additionally, one can change the activation hotkey to any other button or key combination in Settings.



Task Manager provides following functions:

Managing and closing active tasks

Press **Desk** button to invoke main Task Manager window containing a list of active tasks. You can now select the desired application from the list and press **End task** to close it. Closing unused tasks provides more free memory for other applications, which is especially useful in case of applications which require large amounts of RAM, like Java programs or multimedia applications. Task Manager also allows closing tasks which once started cannot be ended from the system, like Messaging, Internet, Calendar etc. Some applications (e.g. frozen or hanging tasks) cannot be closed in the usual way. Such tasks can be **killed** (Shift+End tasks), but this option should only be applied in emergency.



If you need to free a large amount of memory, you can **close all open tasks** at once. This can be done using Ctrl+End task hotkey.

Main Task Manager window can also be used to toggle between running applications. Just select one of the applications from the list and press **Go to** button to bring this application to the front.

Freeing and defragmenting memory

Besides closing active tasks, one can also free memory by flushing redundant data and defragmenting it. **Compress memory** option can be accessed by pressing **Options** button in main Task Manager dialog. This option can be used frequently as it recovers memory which actually is free but was not returned to the system by other (already closed) applications. Compress memory function merges fragments into one large free block which can be allocated by other programs.

Task Manager provides **information about free operating (SDRAM) memory**. It is shown in the bottom line of "About" dialog which can be invoked with **Options** button. After applying **Compress memory** function one can press **Options** button one more time to see the updated information about available internal memory.



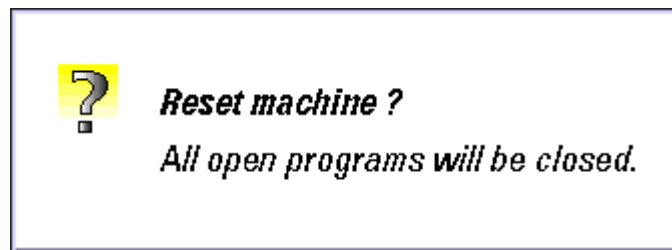
Software restart

Nokia 9210 Communicator can only be restarted by removing and reconnecting the battery. Frequent use of this method can make the battery loose which may result in data loss.

Task Manager provides **software restart** function. Now you can reboot your Communicator via a keyboard hotkey, without removing the battery. Software restart can be invoked in two ways:

- **Reset machine** button is available after pressing **Options** button on main Task Manager screen
- One can press **Ctrl-Chr-Backspace** hotkey anytime and anywhere – it is available from every menu and application and it works similarly to Ctrl-Alt-Del hotkey in Microsoft Windows.

In both cases Task Manager will require a confirmation of restart operation by pressing either **Yes** button or **Enter** key. Before proceeding, Task Manager closes all open applications and saves all user data to disk.



Changing location of Help key

Many Nokia 9210 Communicator users report that the default location of Help key causes problems. It often gets pressed accidentally and users have to wait until Help application fully loads to be able to close it...

With Task Manager one can move Help key to any other location. This can be done in Task Manager's Settings window, which can be accessed by pressing **Options** and then **Settings** button. Just locate **Swap Help key with** option and press a key combination, which you want to assign Help function to.

Toggling between active applications

You can quickly move between all active applications. Press and hold **Ctrl** key and then press **Space** to display a small window showing application's name and icon. Each press of **Space** key switches to the next active program. Release **Ctrl** key to bring the chosen application to front. Pressing **Ctrl** key with **Shift** allows toggling between applications in reverse order.

Setting max brightness level

TFT screens become dark and illegible in direct sunlight. You can quickly set max brightness level of your display by pressing Task Manager's hot key which can be set in **Settings** window. This way you can make your screen much more legible even in bright sunlight.

Other functions

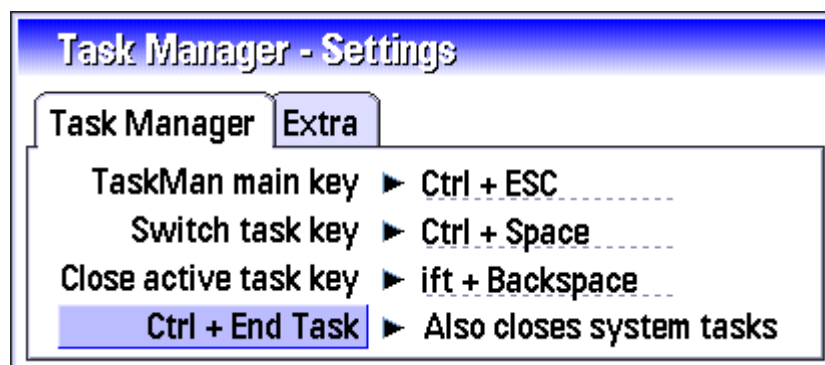
Task Manager also provides other useful functions, like **Power off** (switching Communicator into sleep mode via hotkey), **Close active task** (closing frontmost application via hotkey) or **Auto compress** (automatic, periodic execution of **Compress memory** function).

Settings

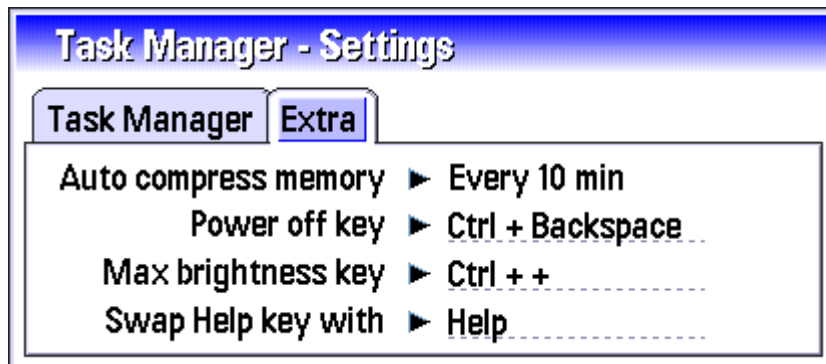
Task Manager's **Settings** window allows adjusting all shortcuts and hotkeys to meet one's preferences. **Settings** can be accessed by pressing **Options** button and then **Settings** button on main Task Manager's screen.

Following options are available:

- **Task Man main key** – invokes main Task Manager window containing application list
- **Switch task key** – hotkey for toggling between active applications
- **Close active task key** – hotkey for closing frontmost application
- **Ctrl+End Task** – one can decide whether this option should also close system tasks



- **Auto compress memory** – provides automatic execution of **Compress memory** function every x minutes
- **Power off key** – hotkey for switching PDA into sleep mode
- **Max brightness key** – hotkey for setting max brightness level of Communicator display
- **Swap Help key with** – new key for invoking built-in system Help function.



Reviews

Reviews of Task Manager application can be found at following Web sites:

My-Communicator.com
[Simon Farrar page](#)

Purchasing & Contact Information

Current version of Task Manager application can be obtained at:

<http://www.psiloc.com>

Should you have any questions or comments, please write to:

info@psiloc.com